


Light Clip for EuroFit Displays

Product Parts

1 - Light Clip *



*Fits all EuroFit displays with 1.25" diameter tubing.




Shown with Ultimate LED Light.
Light sold separately.

Product Set-Up

Step 1

Loosen thumbwheel enough to allow for clearance to fit over frame and graphic.



Step 3

Tighten thumbwheel to secure in place. Do Not Over Tighten.



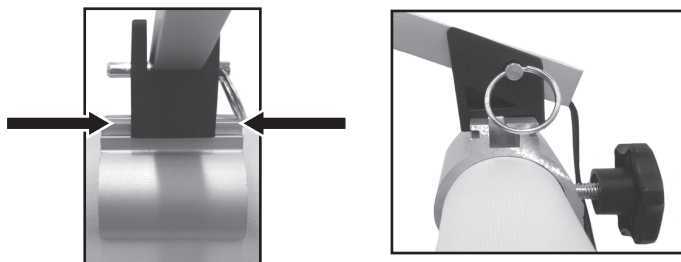
Step 2

Place Light Clip (1) at the top of your display. Not intended for vertical mounting.



Step 4

Slide your light onto the rail of the Light Clip.



Storage & Care

Store in a cool, dry location. To clean, wipe with damp cloth.